



#### Objective

The student will blend onsets and rimes to make words.

#### Materials

- ▶ Onset and Rime Slides (Activity Master P.026.AM1a - P.026.AM1c)  
*Cut and assemble.*
- ▶ Student sheet (Activity Master P.026.SS)
- ▶ Pencil

#### Activity

Students make words using a variety of onsets and a sliding rime strip.

1. Provide the student with Onset and Rime Slides and a student sheet.
2. The student selects an Onset and Rime Slide. Reads the rime (e.g., /ag/). Slides the rime until the first onset can be seen through the window. Reads the onset and rime, blends them, and says the word (e.g., "/b//ag/, bag").
3. Determines if the word is a real or nonsense word and records it in the appropriate column on the student sheet.
4. Continues until all words are recorded.
5. Teacher evaluation

The illustration shows a student sheet titled "Onset and Rime Slide" with a "Name" field and a reference to "P.026.SS". The sheet is divided into two columns: "Real Words" and "Nonsense Words", each with 15 numbered lines. A yellow pencil is positioned over the sheet. To the left, two onset and rime slides are shown: one with the onset 'b' in a box and the rime 'ag', and another with the onset 'd' and rime 'fl sh sl cr'.





#### Extensions and Adaptations

- ▶ Use other Onset and Rime Slides.

# Phonics

Onset and Rime Slide

P.026.AM1a

 	 
---	---



b p t n s d fl sh sl cr |

n k s t w p d sn sh qu |<sup>2</sup>

d h b T f gr st sw tr wh 3

d n l k p t gr pl sk st 4

# Phonics

P.026.AM1b

Onset and Rime Slide

||

||

im

3

||

||

ate

4



onset and rime slides

# Phonics

Onset and Rime Slide

P.026.AM1c

5

eat

6

oom



b n d s h ch tr st pl cl

f b g l r z pl br gl sw

Name \_\_\_\_\_

P.026.SS

Onset and Rime Slide

## Real Words

1. \_\_\_\_\_

2. \_\_\_\_\_

3. \_\_\_\_\_

4. \_\_\_\_\_

5. \_\_\_\_\_

6. \_\_\_\_\_

7. \_\_\_\_\_

8. \_\_\_\_\_

9. \_\_\_\_\_

10. \_\_\_\_\_

11. \_\_\_\_\_

12. \_\_\_\_\_

13. \_\_\_\_\_

14. \_\_\_\_\_

15. \_\_\_\_\_

## Nonsense Words

1. \_\_\_\_\_

2. \_\_\_\_\_

3. \_\_\_\_\_

4. \_\_\_\_\_

5. \_\_\_\_\_

6. \_\_\_\_\_

7. \_\_\_\_\_

8. \_\_\_\_\_

9. \_\_\_\_\_

10. \_\_\_\_\_

11. \_\_\_\_\_

12. \_\_\_\_\_

13. \_\_\_\_\_

14. \_\_\_\_\_

15. \_\_\_\_\_